

PORODO



Porodo

TrackFit
SMART FITNESS BAND

SKU: PDSB10625

Table of Contents

Product Overview	2
Specifications	2
Product Features	3
Product Design	3
Charging Instructions	4
Installing the App	4
APP Functions	4
Safety Precautions	8
Disposal	8
Warranty	9
Contact Us	9

Product Overview

The Porodo TrackFit Smart Fitness Band is a sleek and versatile wearable designed to track your fitness journey with ease. It features a 120+ sports modes option, allowing you to track a wide range of activities from running to yoga. With its IP68 water resistance, the band ensures you stay active in all conditions, whether you're swimming or working out in the rain. The 30-day battery life keeps you powered throughout your fitness journey, and the band also offers a weather forecast, heart rate monitoring, and sleep analysis to enhance your daily routines. Its nylon strap provides comfort, while the smart tracking monitors every aspect of your physical activity, giving you insights to stay motivated. Compatible with both Android and iOS, it's a perfect companion for anyone seeking a comprehensive health tracking solution.

Specifications

Material	Zinc Alloy + ABS Plastic
Battery Capacity	110mAh
Flash Memory	80KB + 1MB
Bluetooth Version	5.4
Charging Time	2H
Working Time	30 Days (Normal Usage), 40 Days (Standby)
Water Resistance Level	IP68
Charging Type	Pogo-Pin Charger
Compatibility	Android 8.0+ / iOS 12+
Net Weight	21.2g
Model Number	PDSB10625

Product Features

- A.** 120+ Sports Modes: Track over 120 different activities, from running to yoga, to monitor your performance.
- B.** IP68 Water Resistance: Built to withstand water exposure, making it perfect for swimming or workouts in any weather.
- C.** 30-Day Battery Life: Stay powered for up to a month with regular use, ensuring you don't need to worry about frequent charging.
- D.** Comprehensive Health Tracking: Includes features like heart rate monitoring, sleep analysis, and weather forecast for a complete health overview.
- E.** Smart Activity Tracking: Automatically detects and tracks various physical activities, helping you stay motivated and reach your fitness goals.
- F.** Comfortable Nylon Strap: Soft, breathable, and durable, ensuring all-day comfort during your workouts.
- G.** Compatible with Android and iOS: Easily syncs with your phone for seamless data tracking and updates.

Product Design

1. Heart Rate Sensor (Green light) and Blood Oxygen Sensor (Red light)
2. Side lights, feedback machine status
3. Charging Pins



Charging Instructions

1. Connect the charging cable to the charging pins on the back of your smartwatch. Then, plug the other end of the cable into a power source.
2. Insert the larger end of the USB cable into the power supply. During charging, the red side light will flash, indicating that the device is charging. Once charging is complete, the green side light will stay on, signaling the end of the charging process.



Installing the App

1. Search for the "Porodo Fit" app on Google Play or App Store.
2. Alternatively, scan the QR code below to directly install the app.
3. Connect the SmartRing:
 - a. Open the "Porodo Fit" app on your smartphone.
 - b. Go to Settings and select Connect Smart Device.
 - c. Choose "TrackFit" from the list to connect.



APP Functions

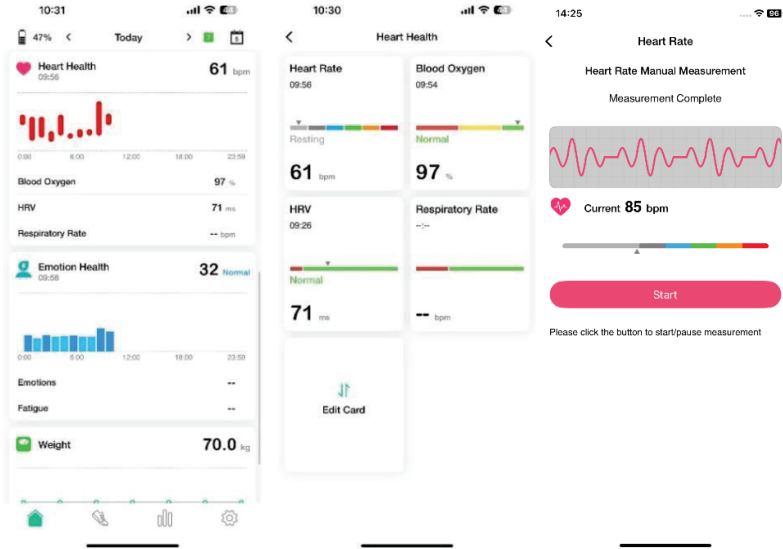
1. Activity

The smart band will record your steps, distance, and calories in the app.



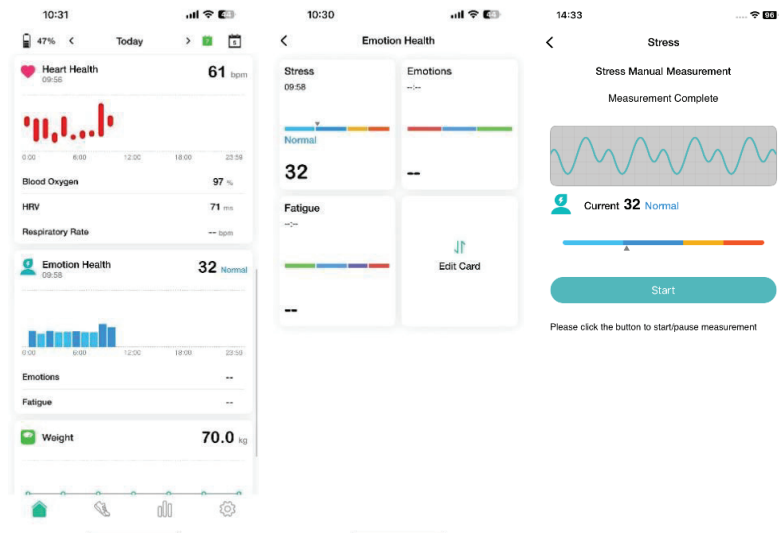
2. Active measurement of heart health

Click and follow the steps in the app to actively detect heart rate, blood pressure, HRV, and respiratory rate.



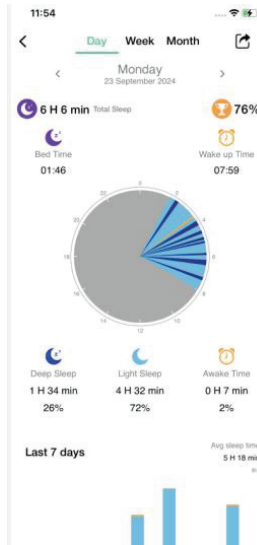
3. Active measurement of emotional health

Click this option and follow the steps in the app to actively detect stress, emotions, and fatigue.



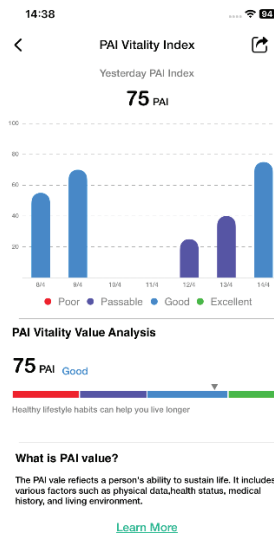
4. Sleep

Sleep with your smart band on. It will record your sleep time in the app. It can also detect daytime sleep, but only if it lasts more than 30 minutes.



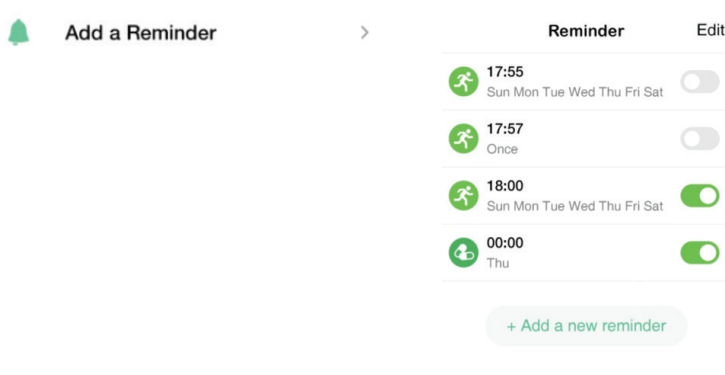
5. PAI

Your health score will be calculated based on your data from the previous day.



6. Alarm

You can set different types of alarms to remind you of activities.



7. Find my Phone

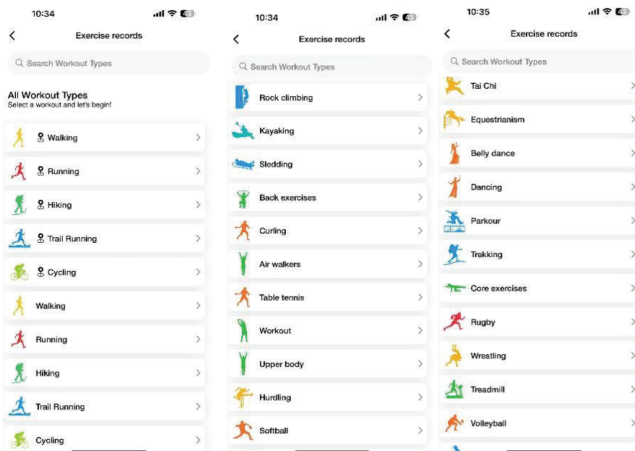
use Find my phone option to find your smartphone.



8. Sport

a. You can choose from 128 existing sport modes, including walking, running, climbing, playing basketball, cycling, yoga and so on.

b. Choose sport modes to start from the app, and the exercise data will be sent to the app through the smart band and presented on the band. please make sure that the smart band and your mobile phone are connected.



Safety Precautions

- 1. Regularly Clean the Strap:** Clean the strap regularly to avoid skin irritation. Ensure that the strap is dry before wearing it again.
- 2. Avoid Extreme Temperatures:** Do not expose the fitness band to extreme heat or cold to ensure its proper functioning.
- 3. Keep Away from Strong Magnetic Fields:** Strong magnetic fields can interfere with the band's sensors and affect performance.
- 4. Charging Safety:** Use only the provided charging cable and plug to prevent potential short circuits or damage.
- 5. Avoid Excessive Force:** Don't apply excessive force when adjusting the strap to prevent any damage to the device or strap.
- 6. Proper Storage:** When not in use for extended periods, store the fitness band in a cool, dry place to preserve battery life and avoid damage.
- 7. Check for Proper Fit:** Ensure the band fits comfortably on your wrist to avoid discomfort or skin irritation, especially during physical activity.
- 8. Monitor Battery Status:** Charge the device regularly to ensure it functions properly during use. Avoid letting the battery drain completely for extended periods.

Disposal

This product must not be disposed of as unsorted household waste. It is important to separate such waste for proper treatment and recycling, in compliance with local waste management regulations.



Warranty

Products that you buy directly from our **Porodo** website or shop come with a 24-month warranty.

When you buy **Porodo** products from any of our approved sellers, you only get a 12-month warranty. If you want to extend this warranty, go to our website at <https://www.porodo.net/warranty> and fill out the form with your information. Don't forget to upload a picture of the product too. After we've checked and accepted your request, we'll send you an email to confirm that your product's warranty has been extended.

For more info, please check:
<https://www.porodo.net/warranty>

Contact Us

If you have any questions about this Privacy Policy, please contact us at:

info@porodo.net

Website: <https://www.porodo.net/>

Service Support: support@porodo.net

Instagram: **porodo**