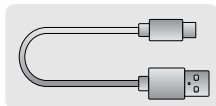
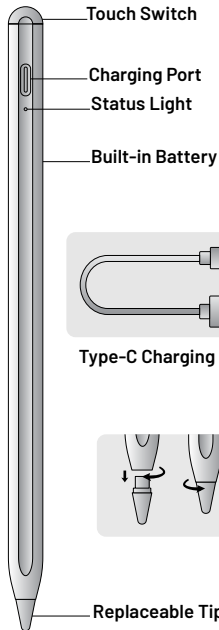


porodo

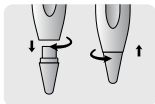


Universal Smart Pencil
with Touch Switch
SKU:PD-USPTS

Product Overview

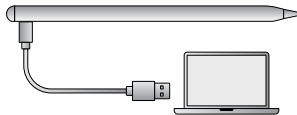


Type-C Charging Cable



Charging Instructions

To initiate charging, connect the Micro-USB cable to the pen's charging port and plug the other end into your charging device. The indicator light turns red during charging and changes to green once fully charged.



Usage Instructions

Activate the pencil by pressing the power button; a blue indicator light will confirm the action. Pressing the power button again will power down the pencil. If no action is taken within 5 minutes, the device will automatically power off to save energy.

Troubleshooting

1. This pencil lacks Bluetooth functionality and requires no app or Bluetooth pairing.
2. Should the pen not recognize touch input, verify device compatibility or restart the device.
3. Disabling Bluetooth on your device may resolve any conflicts with the pencil.

Product Specifications

Name	Porodo Universal Smart Pencil with Touch Switch
Compatibility	Smartphones, tablets, and other capacitive touch screens
Composition	Aluminum alloy
Battery	Built-in 140mAh lithium polymer
Charge Duration	1 hour
Operational Lifetime	8-10 hours
Input Voltage	DC 5V
Charging Current	200±10mA

Safety Information

1. Disassembling, repairing, or modifying the pencil voids the warranty and poses a risk to both user and device.
2. Avoid exposure of the pencil to extreme temperatures or moisture during operation or charging.
3. Do not leave the pencil connected to power after charging is complete; this may impair battery lifespan.
4. As the pencil and its components are small, keep them out of reach of children to prevent choking hazards.

Contact Us

If you have any questions about this Privacy Policy, please contact us at info@porodo.net
Website: porodo.net
Service Support: support@porodo.net
Instagram: [porodo](https://www.instagram.com/porodo)