

PORODO



Porodo

5000mAh Power Bank

SKU: PD-PBFCH075

Table of Contents

Package Contents	2
Specifications	2
Schematic View	2
Instructions for Use	3
Matters Needing Attention	4
Safety Precautions	4
Disposal	5
Warranty	5
Contact Us	5

Before using the product, please carefully read this User Manual to guarantee correct usage and keep it secure for future reference.

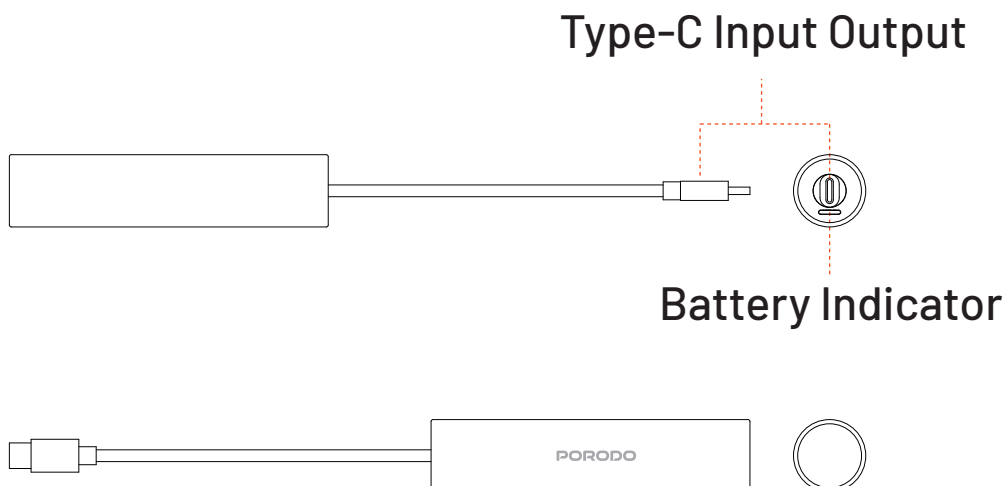
Package Contents

1. Power Bank
2. Cable

Specifications

Battery Capacity	5000mAh, 3.7V, 18.5Wh
Type-C Cable Input	5V/3A, 9V/2A, 12V/1.5A, 18W
Type-C Cable Output	5V/3A, 9V/2.22A, 12V/1.67A, 20W Max.
Product Weight	105g
Product Dimension	23.3 x 23.3 x 238.8mm
Model Number	PD-PBFCH075

Schematic View



Input	Charging the power bank
Output	Charging other devices
Battery Indicator	Power level indicator

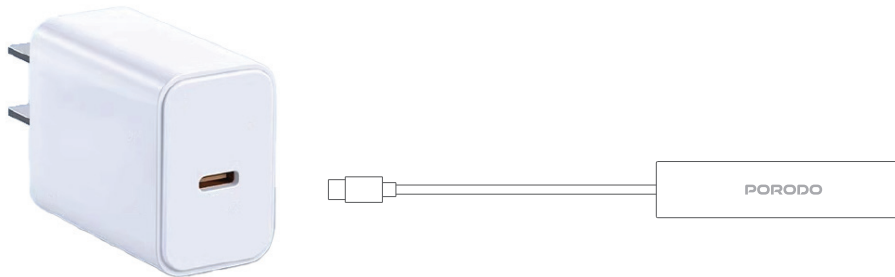
Instructions for Use

1. Charging the Power Bank

1.1 The white indicator will flicker during charging.

1.2 When fully charged, the flickering will stop, and all indicators will turn solid white.

1.3 Safely remove the adapter once the power bank is fully charged.




Adapter AC 100-240V

2. Charging Digital Devices

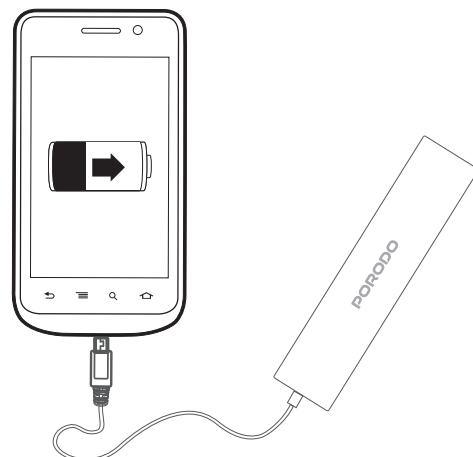
2.1 Connect the power bank to the digital device to start charging.

2.2 A blinking light signifies recharging, while a solid light indicates the device is fully charged.



Flashing Light: Recharging

Solid Light: Fully Charged



Matters Needing Attention

1. Do not store the equipment in environments with high temperatures or high humidity to prevent overheating, short circuits, and damage.
2. The storage temperature should not exceed 45°C as long-term exposure to high temperatures can adversely affect the equipment's service life.
3. If the equipment is not used for an extended period, disconnect the power plug.
4. Operate the device at least once every six months to ensure its longevity.
5. In the event of a malfunction, seek service from qualified personnel. Do not disassemble the equipment without authorization.

Safety Precautions

1. Ensure you read all instructions before using the product.
2. Close supervision is necessary when the product is used near children to reduce the risk of injury.
3. Do not insert fingers or hands into the product.
4. Avoid exposing the power bank to rain or snow.
5. Use only power supplies or chargers recommended or sold by the power pack manufacturer to avoid risks of fire or injury.
6. Do not operate the power bank beyond its output rating; exceeding this may lead to a risk of fire or injury.
7. Do not use the power bank if it is damaged or if the batteries have been modified. Such conditions may lead to unpredictable behavior, fire, explosions, or injuries.
8. Do not disassemble the power bank yourself. For service or repair, take it to a qualified technician. Incorrect reassembly may result in a risk of fire or injury.
9. Avoid exposing the power bank to fire or excessive temperatures. Temperatures exceeding 100°C (212°F) may cause explosions.
10. Ensure servicing is performed by a qualified repair person using only identical

replacement parts. This maintains the safety and integrity of the product.

11. Turn off the power bank when it is not in use.

Reminder: Retain these instructions for future reference.

Disposal

This product must not be disposed of as unsorted household waste. It is important to separate such waste for proper treatment and recycling, in compliance with local waste management regulations.

Warranty

Products that you buy directly from our **Porodo** website or shop come with a 24-month warranty.

When you buy **Porodo** products from any of our approved sellers, you only get a 12-month warranty. If you want to extend this warranty, go to our website at **porodo.net/warranty** and fill out the form with your information. Don't forget to upload a picture of the product too. After we've checked and accepted your request, we'll send you an email to confirm that your product's warranty has been extended.

For more info, please check:

porodo.net/warranty

Contact Us

If you have any questions about this Privacy Policy, please contact us at:

info@porodo.net

Website: **porodo.net**

Service Support: **support@porodo.net**

Instagram: **porodo**